

2013-14 Tuition and Fees Peer Comparison Report

The following tuition and fee rates for 2013-14 were collected from the American Association of Universities Data Exchange (AAUDE) annual survey of tuition and fees, coordinated by the University of Missouri. Tuition and fee rates are shown for participating public peer institutions by residency.

Undergraduate Tuition and Fees

Resident Tuition/Fee Rank

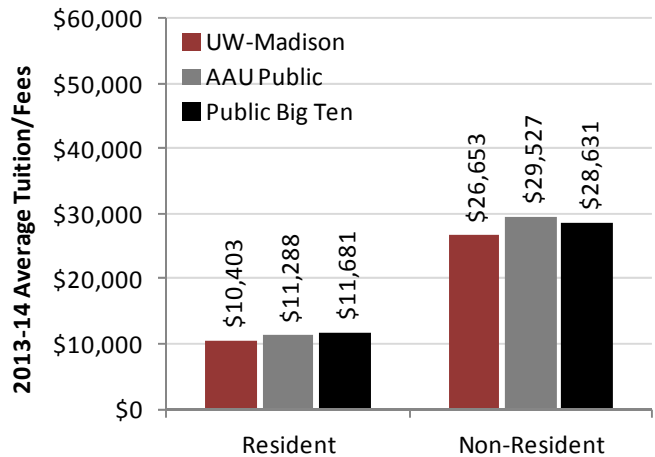
AAU publics: 17th of 34
Big Ten publics: 6th of 11

Resident Tuition/Fee Range

AAU publics: \$6,263-\$17,100
Big Ten publics: \$7,975-\$16,992

Non-Resident Tuition/Fee Range

AAU publics: \$19,805-\$40,392
Big Ten publics: \$19,805-\$40,392



Graduate Tuition and Fees

Resident Tuition/Fee Rank

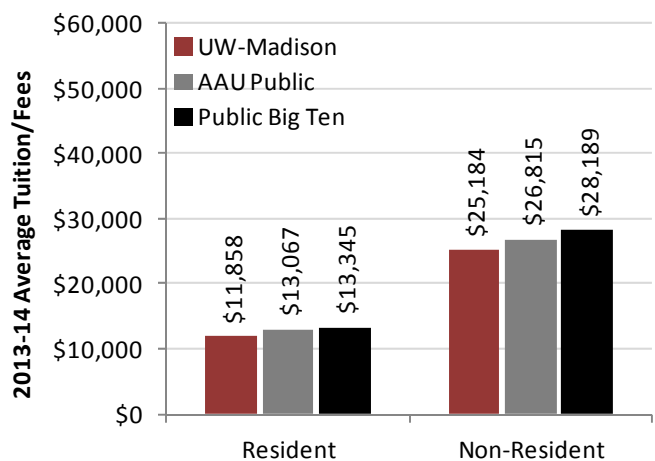
AAU publics: 22nd of 35
Big Ten publics: 7th of 11

Resident Tuition/Fee Range

AAU publics: \$8,251-\$20,704
Big Ten publics: \$8,266-\$19,792

Non-Resident Tuition/Fee Range

AAU publics: \$16,747-\$39,798
Big Ten publics: \$20,428-\$39,798



Law (JD) Tuition and Fees

Resident Tuition/Fee Rank

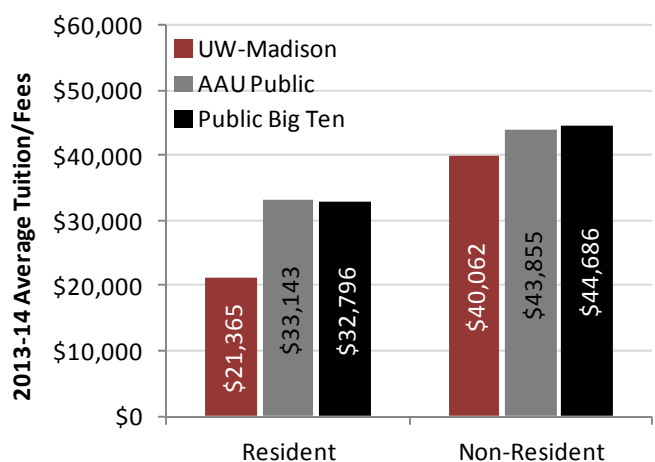
AAU publics: 22nd of 24
Big Ten publics: 8th of 9

Resident Tuition/Fee Range

AAU publics: \$18,903-\$49,734
Big Ten publics: \$13,424-\$49,734

Non-Resident Tuition/Fee Range

AAU publics: \$33,092-\$56,543
Big Ten publics: \$29,347-\$52,734



Medicine (MD) Tuition and Fees

Resident Tuition/Fee Rank

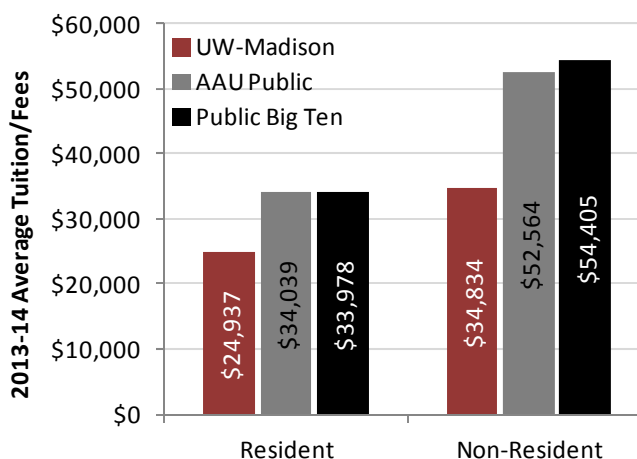
AAU publics: 22nd of 24
 Big Ten publics: 8th of 8

Resident Tuition/Fee Range

AAU publics: \$16,404-\$47,702
 Big Ten publics: \$24,937-\$44,852

Non-Resident Tuition/Fee Range

AAU publics: \$29,504-\$82,074
 Big Ten publics: \$34,834-\$82,074



Veterinary Medicine (DVM) Tuition and Fees

Resident Tuition/Fee Rank

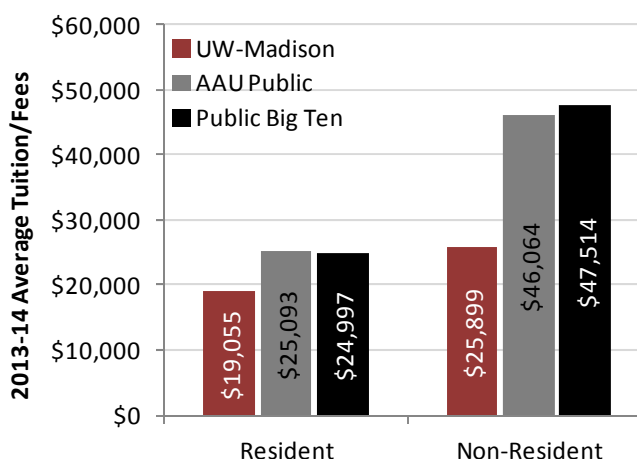
AAU publics: 11th of 11
 Big Ten publics: 7th of 7

Resident Tuition/Fee Range

AAU publics: \$19,055-\$30,813
 Big Ten publics: \$19,055-\$30,642

Non-Resident Tuition/Fee Range

AAU publics: \$25,881-\$61,529
 Big Ten publics: \$25,899-\$62,737



Pharmacy (PharmD) Tuition and Fees

Resident Tuition/Fee Rank

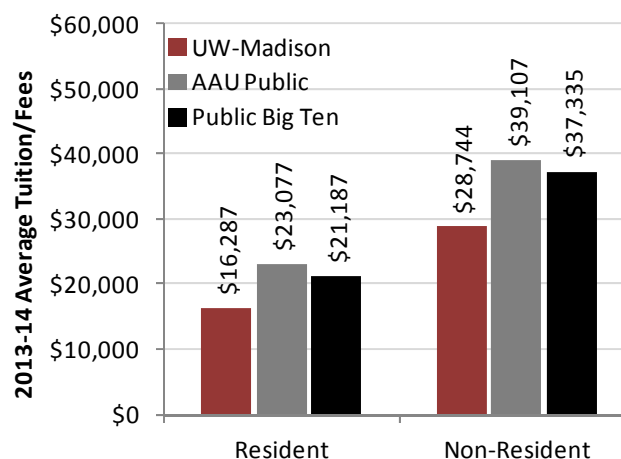
AAU publics: 17th of 19
 Big Ten publics: 7th of 7

Resident Tuition/Fee Range

AAU publics: \$13,204-\$32,417
 Big Ten publics: \$16,287-\$25,682

Non-Resident Tuition/Fee Range

AAU publics: \$28,744-\$51,112
 Big Ten publics: \$28,744-\$41,035



AAU Public Institutions that participated in this tuition survey data exchange include: Arizona, California-Berkeley, California-Davis, California-Irvine, California-Los Angeles, California-San Diego, California-Santa Barbara, Colorado, Florida, Georgia Institute of Technology, Illinois-Chicago, **Illinois**, **Iowa**, **Indiana**, Iowa State, Kansas, Maryland, **Michigan**, **Michigan State**, **Minnesota**, Missouri, North Carolina, **Ohio State**, Oregon, **Pennsylvania State**, Pittsburgh, **Purdue**, Rutgers, SUNY-Buffalo, SUNY-Stony Brook, Texas A&M, Texas, Virginia, **Wisconsin**.

Public Big Ten institutions in 2013-14 are bolded. **Nebraska** is included in Big Ten, but not AAU, averages.