

## 2012-13 Tuition and Fees Peer Comparison Report

The following tuition and fee rates for 2012-13 were collected from the American Association of Universities Data Exchange (AAUDE) annual survey of tuition and fees, coordinated by the University of Missouri. Tuition and fee rates are shown for participating public peer institutions by residency.

### Undergraduate Tuition and Fees

#### **Resident Tuition/Fee Rank**

AAU publics: 18<sup>th</sup> of 33

Big Ten publics: 6<sup>th</sup> of 11

#### **Resident Tuition/Fee Range**

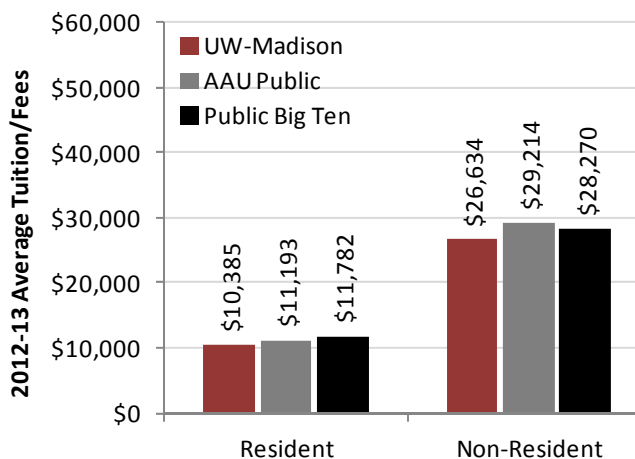
AAU publics: \$6,143-\$16,590

Big Ten publics: \$7,897-\$16,444

#### **Non-Resident Tuition/Fee Range**

AAU publics: \$18,609-\$40,496

Big Ten publics: \$18,709-\$40,496



### Graduate Tuition and Fees

#### **Resident Tuition/Fee Rank**

AAU publics: 21<sup>st</sup> of 33

Big Ten publics: 7<sup>th</sup> of 11

#### **Resident Tuition/Fee Range**

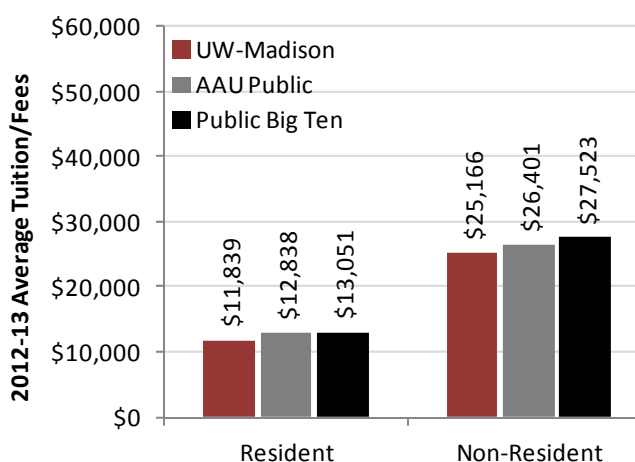
AAU publics: \$8,251-\$20,076

Big Ten publics: \$8,188-\$19,434

#### **Non-Resident Tuition/Fee Range**

AAU publics: \$16,675-\$39,076

Big Ten publics: \$19,798-\$39,076



### Law (JD) Tuition and Fees

#### **Resident Tuition/Fee Rank**

AAU publics: 22<sup>nd</sup> of 24

Big Ten publics: 8<sup>th</sup> of 9

#### **Resident Tuition/Fee Range**

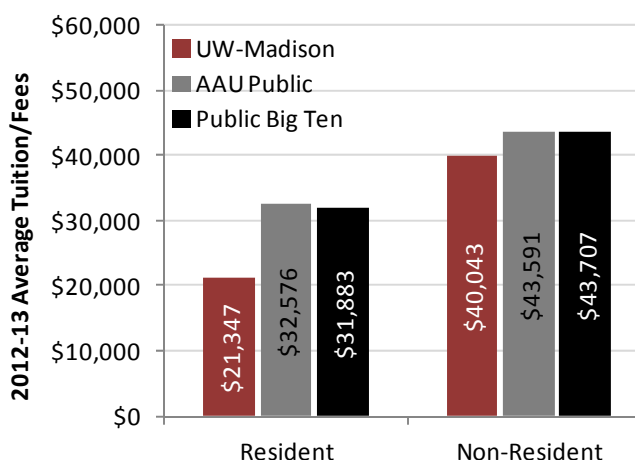
AAU publics: \$18,042-\$48,206

Big Ten publics: \$13,346-\$48,206

#### **Non-Resident Tuition/Fee Range**

AAU publics: \$32,521-\$51,204

Big Ten publics: \$28,511-\$51,204



**Medicine (MD) Tuition and Fees**

**Resident Tuition/Fee Rank**

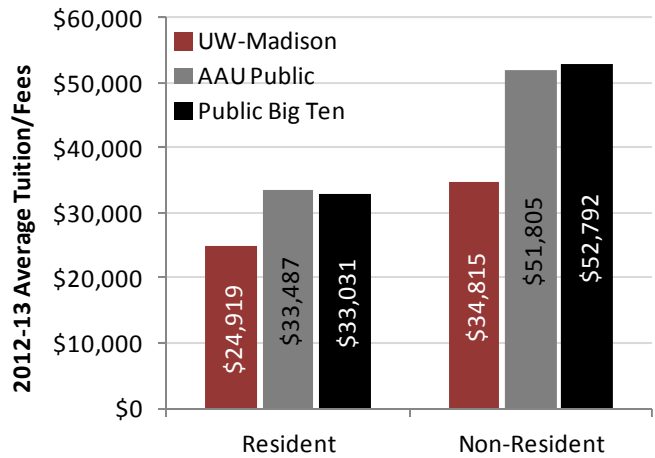
AAU publics: 20<sup>th</sup> of 21  
 Big Ten publics: 9<sup>th</sup> of 9

**Resident Tuition/Fee Range**

AAU publics: \$17,887-\$45,466  
 Big Ten publics: \$24,919-\$42,542

**Non-Resident Tuition/Fee Range**

AAU publics: \$34,815-\$79,941  
 Big Ten publics: \$34,815-\$79,941



**Veterinary Medicine (DVM) Tuition and Fees**

**Resident Tuition/Fee Rank**

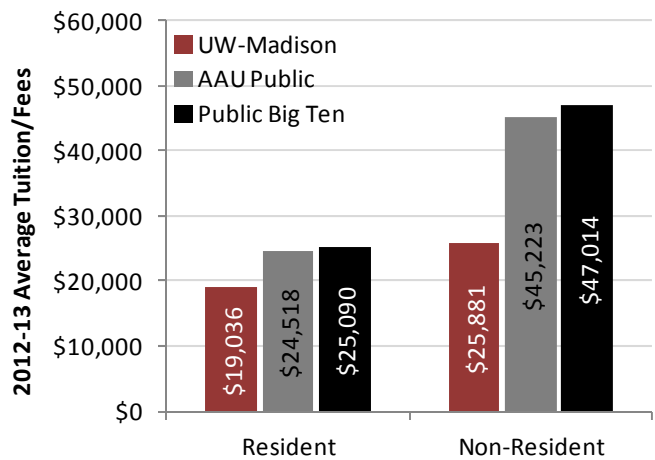
AAU publics: 11<sup>th</sup> of 11  
 Big Ten publics: 6<sup>th</sup> of 6

**Resident Tuition/Fee Range**

AAU publics: \$19,036-\$30,811  
 Big Ten publics: \$19,036-\$29,688

**Non-Resident Tuition/Fee Range**

AAU publics: \$25,881-\$61,529  
 Big Ten publics: \$25,881-\$61,529



**Pharmacy (PharmD) Tuition and Fees**

**Resident Tuition/Fee Rank**

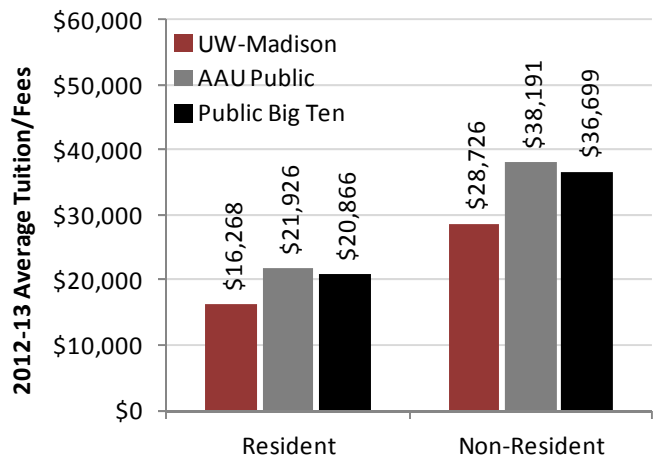
AAU publics: 15<sup>th</sup> of 16  
 Big Ten publics: 7<sup>th</sup> of 7

**Resident Tuition/Fee Range**

AAU publics: \$15,830-\$32,507  
 Big Ten publics: \$16,268-\$24,870

**Non-Resident Tuition/Fee Range**

AAU publics: \$27,460-\$45,825  
 Big Ten publics: \$28,726-\$40,184



AAU Public Institutions that participated in this tuition survey data exchange include: Arizona, California-Berkeley, California-Davis, California-Irvine, California-Los Angeles, California-San Diego, California-Santa Barbara, Colorado, Florida, Georgia Institute of Technology, Illinois-Chicago, **Illinois**, **Iowa**, **Indiana**, Iowa State, Kansas, Maryland, **Michigan**, **Michigan State**, **Minnesota**, Missouri, North Carolina, **Ohio State**, Oregon, **Pennsylvania State**, Pittsburgh, **Purdue**, Rutgers, SUNY-Buffalo, Texas A&M, Texas, Virginia.

Public Big Ten institutions in 2012-13 are bolded. **Nebraska** is included in Big Ten, but not AAU, averages.