

Key Points

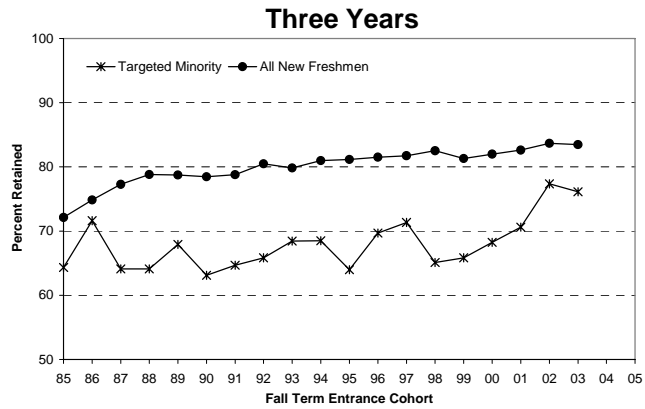
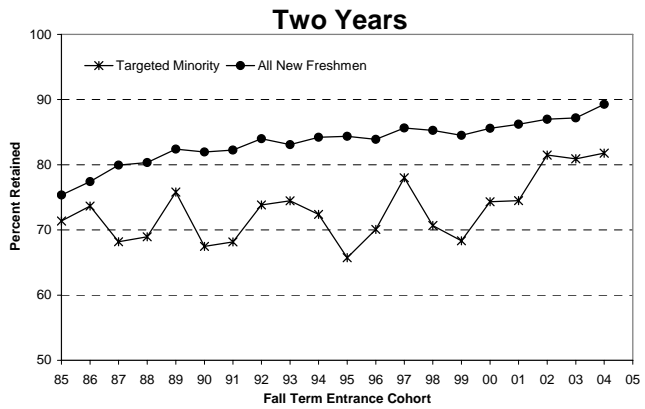
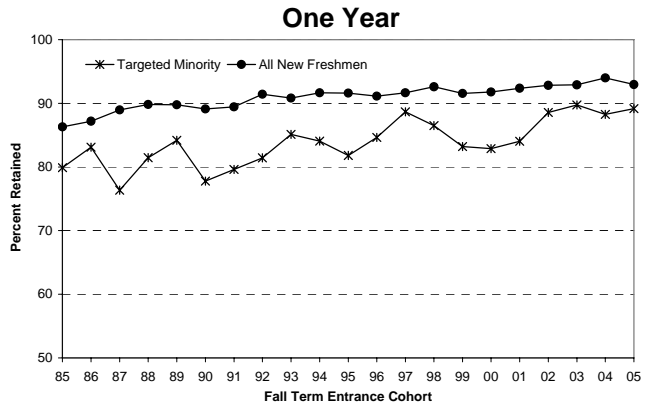
- Since the start of Plan 2008 in 1998, retention and graduation rates of targeted minority students have been increasing.
- The gaps in retention rates for targeted students compared to all students have been closing in recent years.
- The gaps in graduation rates for targeted students compared to all students are still significant.
- We use National Student Clearinghouse records to calculate a “retained-anywhere” rate and a “graduated-anywhere” rates. About 4-6% of students transfer-out and graduate from other institutions. The rates are similar for targeted minority and all students. Thus, the achievement gap is not closed by including enrollments and degrees from other US institutions.



This presentation was compiled by the Office of Academic Planning and Analysis apa.wisc.edu

Goal 3: Increase Retention and Graduation Rates

Percent of First-Year Undergraduates Retained After—



Percent of First-Year Undergraduates Graduated Within—

